

Shapes Dice Game

This game is a fun way to practice your shapes with the whole family!


Materials:

- Shape dice print out
- Scotch Tape
- Masking Tape
- Scissors




Directions:


1. Print out the shape dice and cut out following the dotted lines.



2. Fold into dice shape following the solid lines.
3. Tape the sides together on the dice.

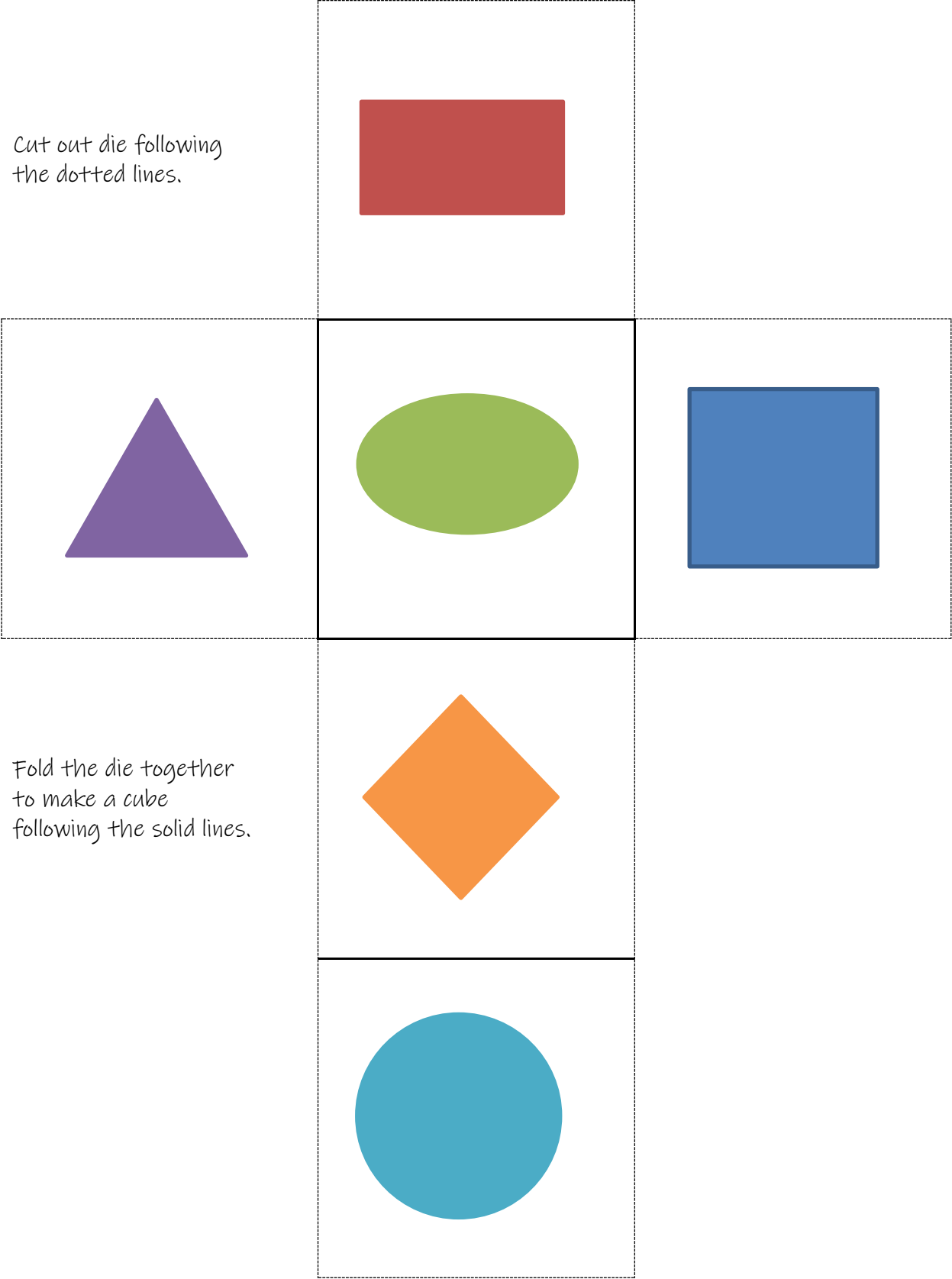


4. Use masking tape to put the shapes on the floor. Make sure they are close enough together that you can jump to each shape.
5. Take turns rolling the die to see what shape you get and jump to that shape.
6. Whoever makes it the longest by jumping to the correct shape wins!



Thank you for participating! If you want to share what you made you can send to education@americanswedish.org

Cut out die following the dotted lines.



Fold the die together to make a cube following the solid lines.